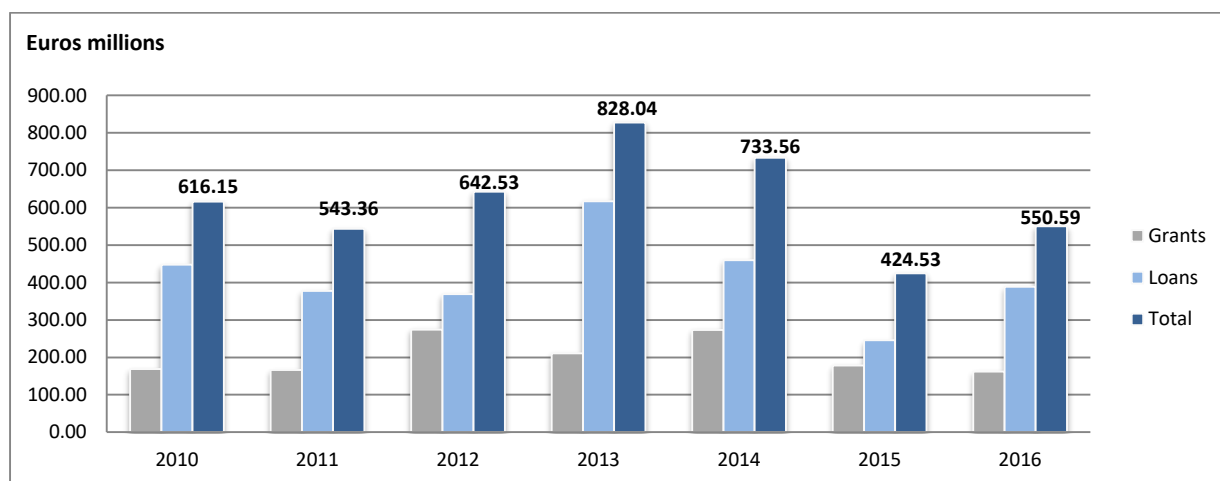


I Summarized overview of ODA allocations and disbursements

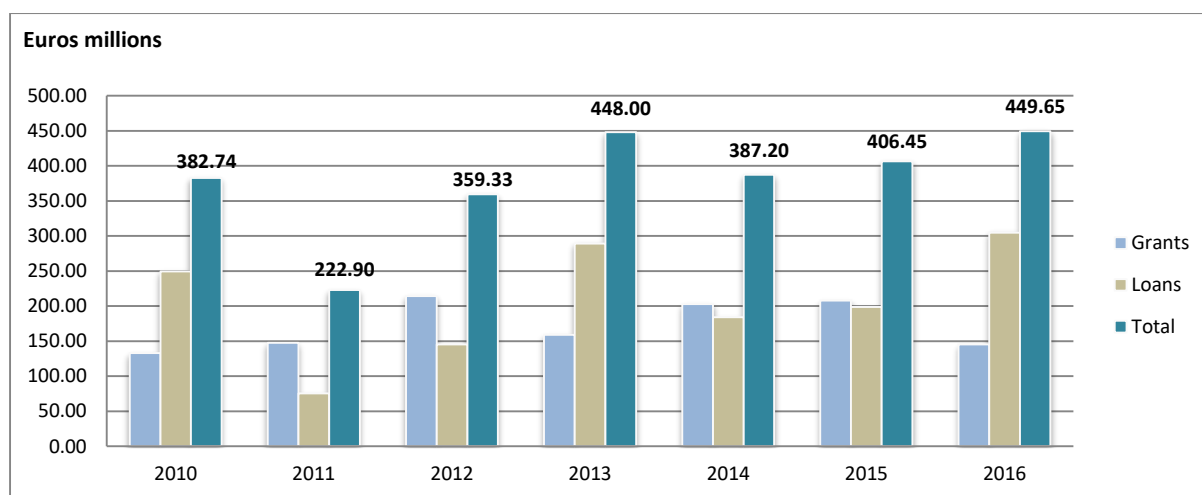
In 2016, total Official Development Assistance (ODA) allocations for Bosna and Herzegovina amounted to €550.59 million, out of which €162.22 million was in the form of grants, while €388.37 million in the form of loans, which compared to 2015, indicates the increase of €126.06 million or 30%. (Figure 1.).

Figure 1. Total ODA allocations in the period 2010-2016 in BiH



Total disbursements of ODA funds in 2016 amounted to €449.65 million, out of which €145.16 million in the form of grants, while €304.49 million in the form of loans, indicating the increase of total disbursements if compared to the previous period. If compared to 2015, the increase in total ODA disbursements amounts to €43.20 million or 11%. Also, if compared to 2015, the increase of disbursed loans is noticeable in the amount of €105.87 million and the decrease in the disbursed grants in the amount of €62.67 million. Presented increase of the disbursed loans was partly the result of procedural flexibility and improved realization of projects as well as the dynamics of loan disbursements signed in previous years. (Figure 2.).

Figure 2. Total ODA disbursements in the period 2010-2016 in BiH



Comparison of total allocated and disbursed ODA funds in BiH for the period 2010-2016 is presented in the Figure 3.

Figure 3. Total allocated and disbursed ODA in the period 2010-2016 in BiH

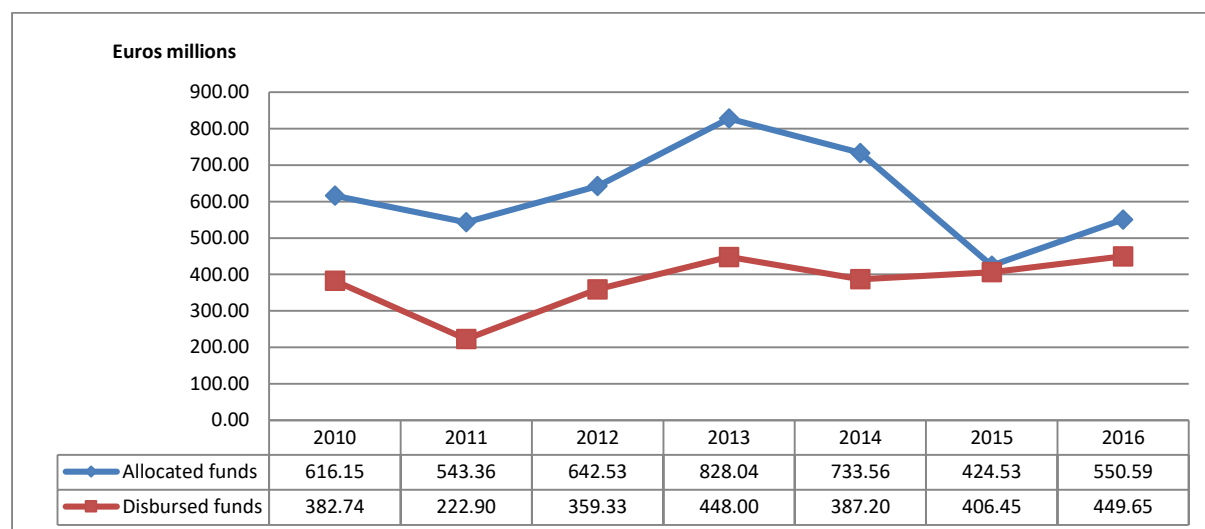


Figure 4. presents the participation ratio of bilateral and multilateral donors in total ODA allocations, for the period 2010 – 2016. Out of total ODA allocations in 2016, in the amount of €550.59 million, bilateral donors allocated €93.03 million or 17%, while multilateral donors allocated €457.56 million or 83%.

During the observed period, multilateral donors allocated 74% and bilateral donors 26% of total allocated ODA funds.

Figure 4. Participation of bilateral and multilateral donors in total ODA allocations per years

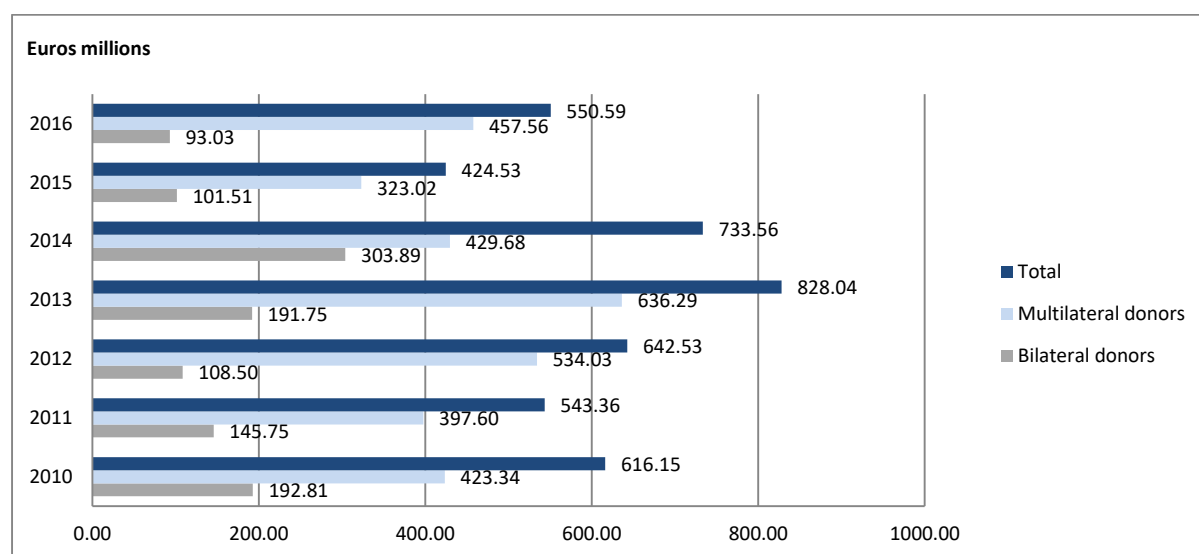
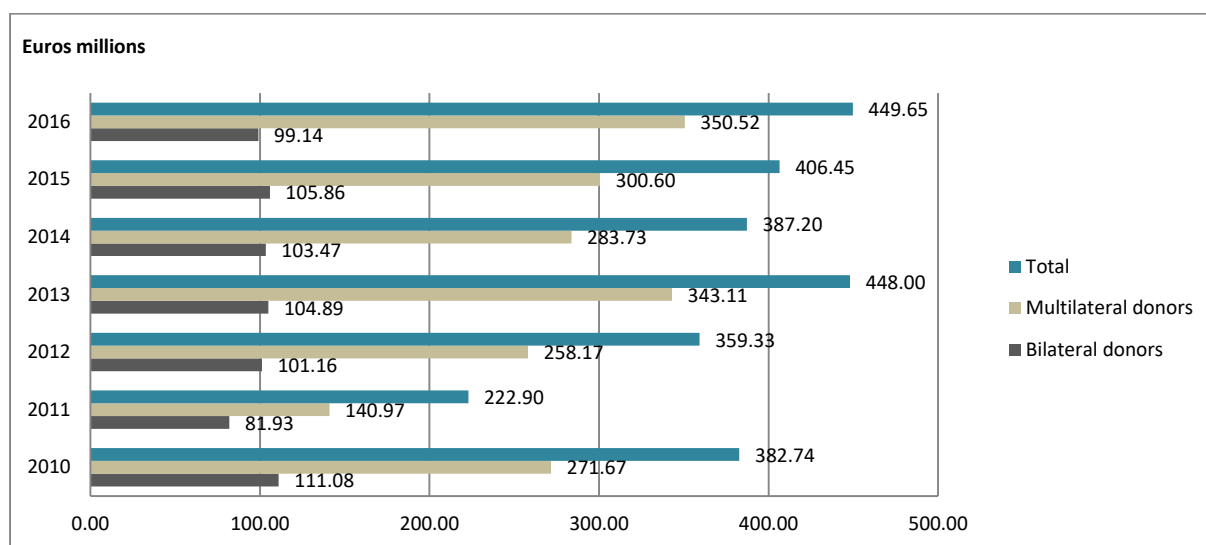


Figure 5. Participation of bilateral and multilateral donors in total ODA disbursements per years



Participation ratio of bilateral and multilateral donors in total ODA disbursements per years for the period 2010 – 2016 is largely similar to the ratio of ODA allocations, presented in Figure 4. Out of total ODA disbursements, multilateral donors participated with 73%, while bilateral donors with 27%.

In 2016, out of total ODA disbursements, participation of multilateral donors is 76% and bilateral donors is 22% (Figure 5.).

II Overview of allocated and disbursed grants and loans per donors

In 2016, total grant funds of €162.22 million were allocated and €145,16 million were disbursed.

Figures 6. i 7. present allocated and disbursed grant funds by donors, according to the amount of invested funds. Leading donors in 2016, who allocated i.e. disbursed largest amounts were EU, USA/USAID, UN, Switzerland, Germany and Sweden.

Figure 6. Allocated grant funds per donors in 2016

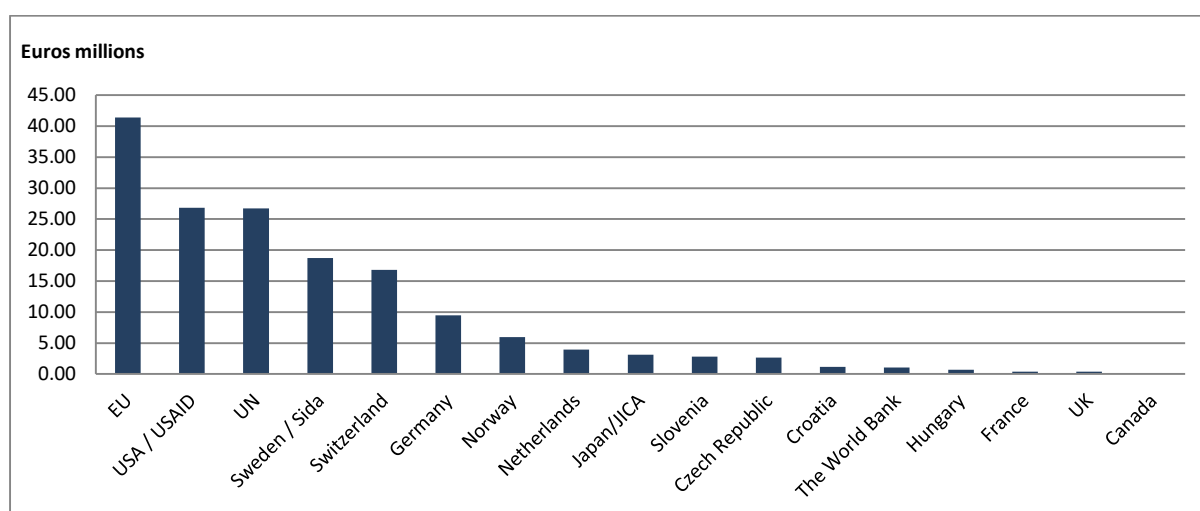
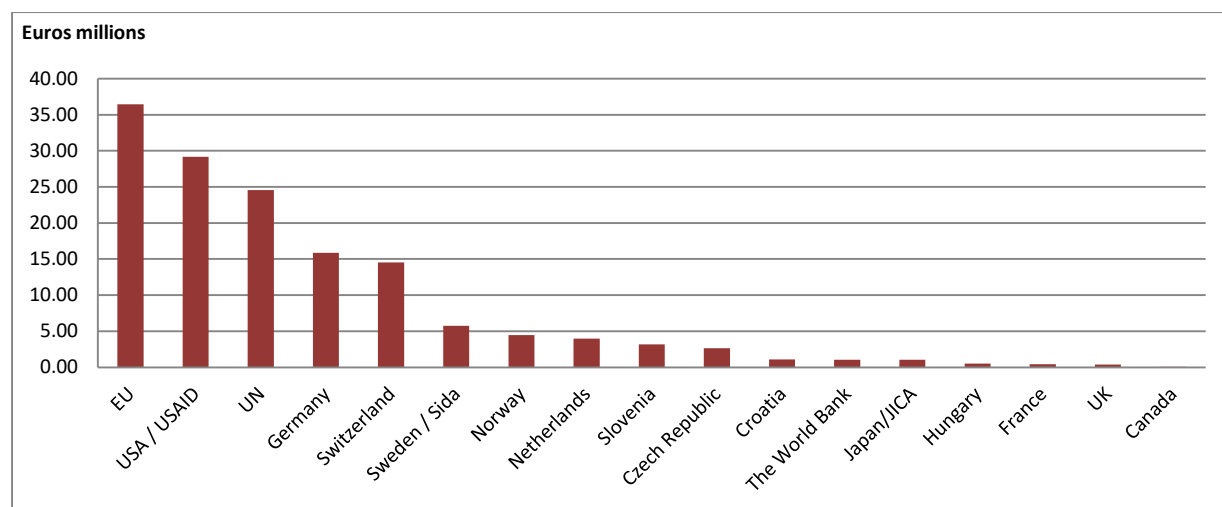


Figure 7. Disbursed grant funds per donors in 2016



In 2016, total loan funds of €388.37 million were allocated and €304.49 million were disbursed.

Figures 8. i 9. present allocated and disbursed loan funds in 2016. Leading creditors in 2016, were the European Bank for Reconstruction and Development, European Investment Bank, The World Bank and Germany.

Figure 8. Allocated funds per creditors in 2016

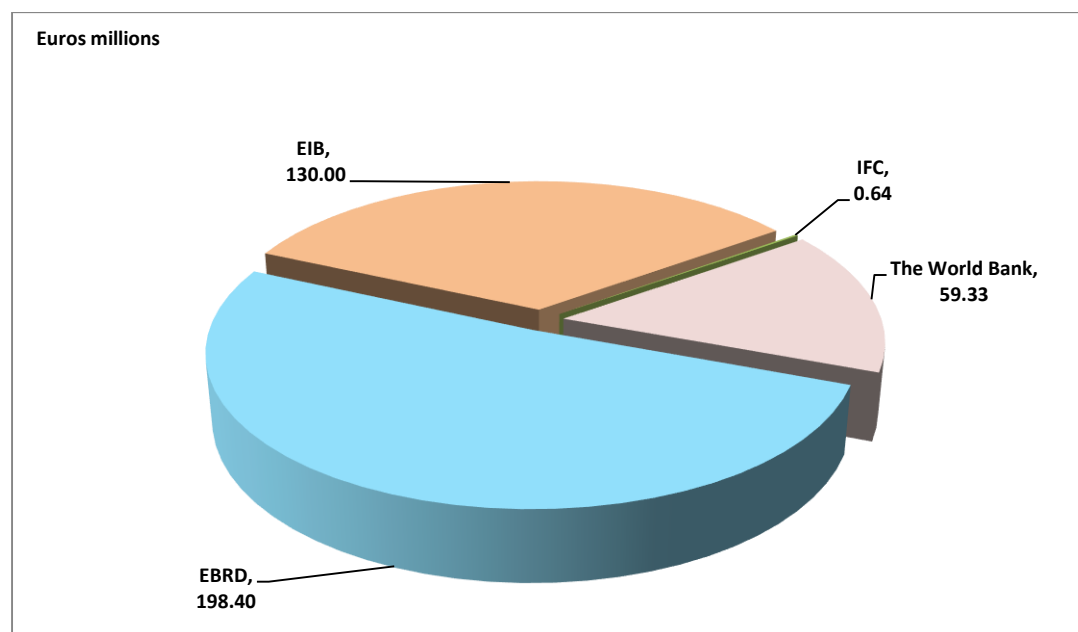
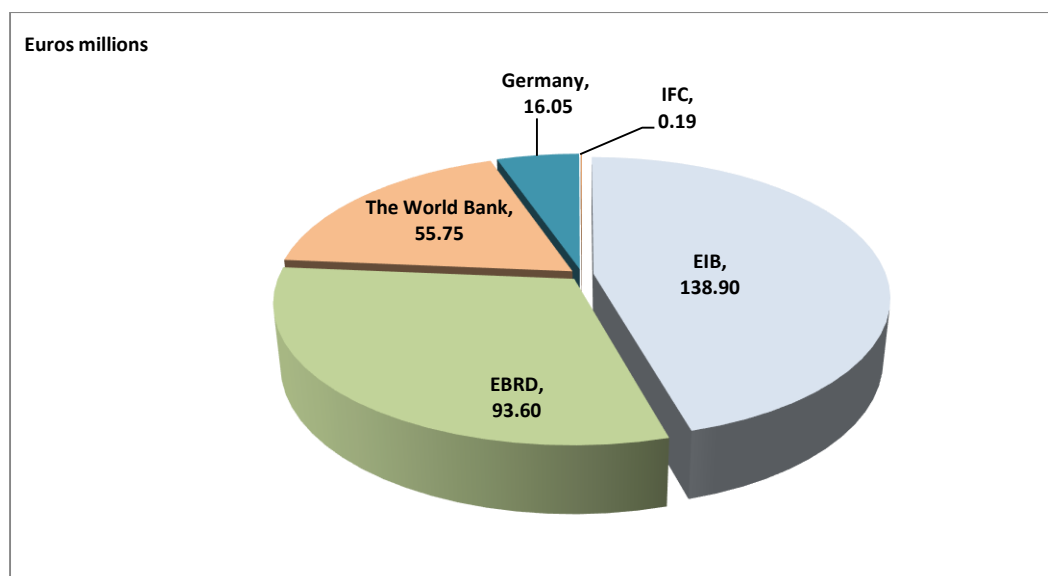


Figure 9. Disbursed funds per creditors in 2016



III Overview of ODA allocations and disbursements per sectors

In 2016, total ODA allocations in Bosna and Herzegovina in IPA II sectors amounted to €550.59 million, out of which €162.22 million in the form of grants and €388.37 million in the form of loans. (Figures 10. and 11.)

Out of total allocated funds, 68% was allocated to 3 sectors: Transport 39%, Competitiveness and innovation 16% and Democracy and governance 13%, while 32% was allocated in all other sectors.

Figure 10. Total ODA allocations per sectors in 2016

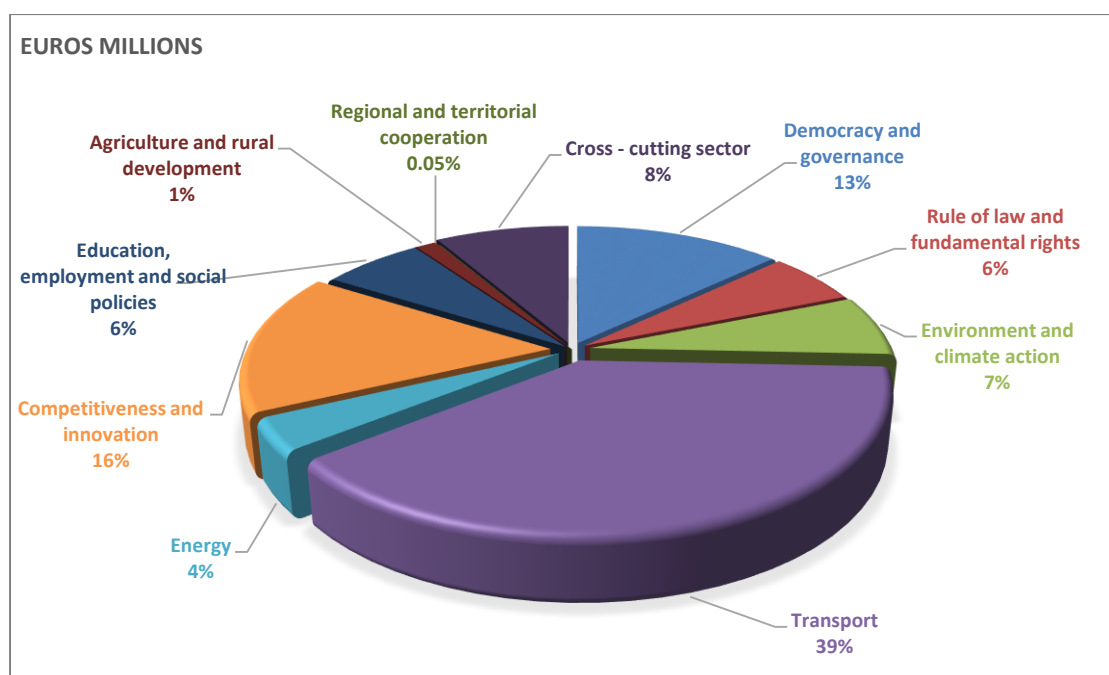
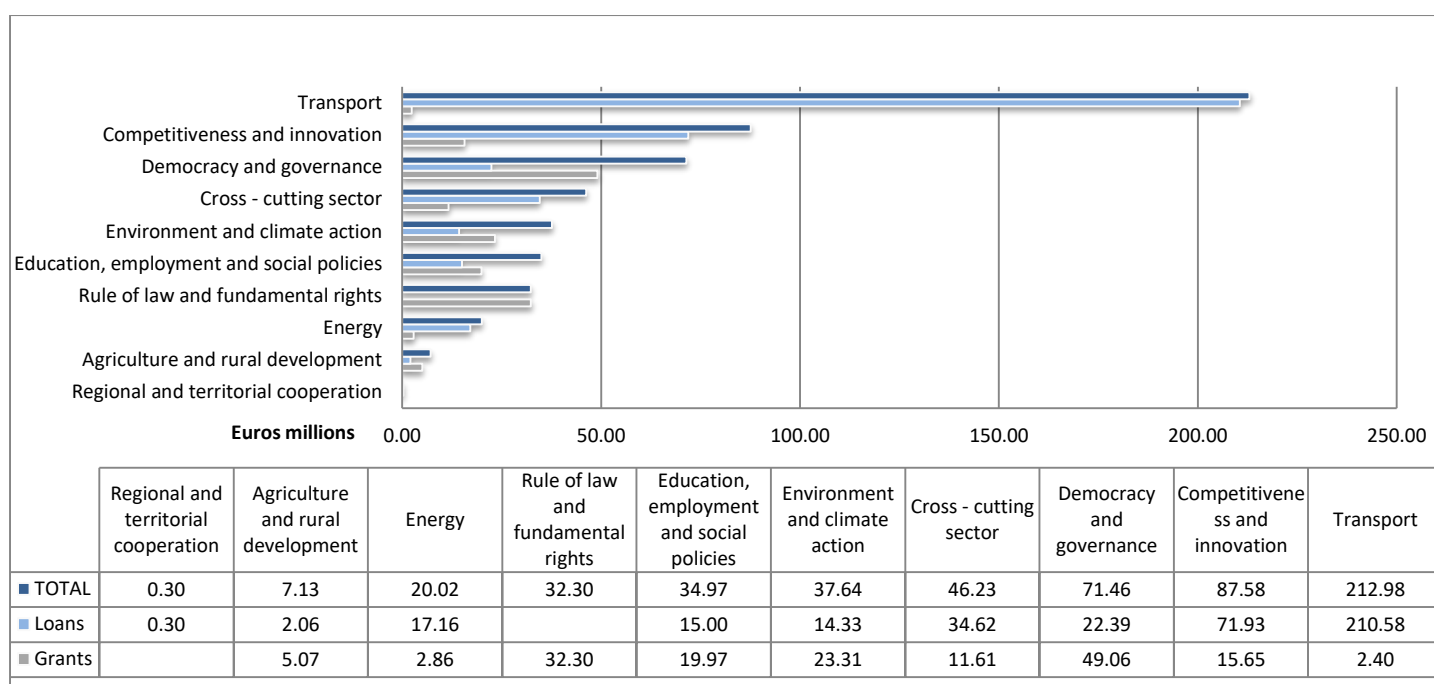


Figure 11. Participation of grants and loans in total ODA allocations per sectors in 2016



In 2016, total ODA disbursements in Bosna and Herzegovina in IPA II sectors amounted to €449.65 million, out of which €304.49 million in the form of loans and €145.16 million in the form of grants. (Figures 12. and 13.)

Out of total disbursements, largest amounts were disbursed in the Transport sector 31%, Environment and climate action 15% and Democracy and governance 14%.

Figure 12. Total ODA disbursements per sectors in 2016

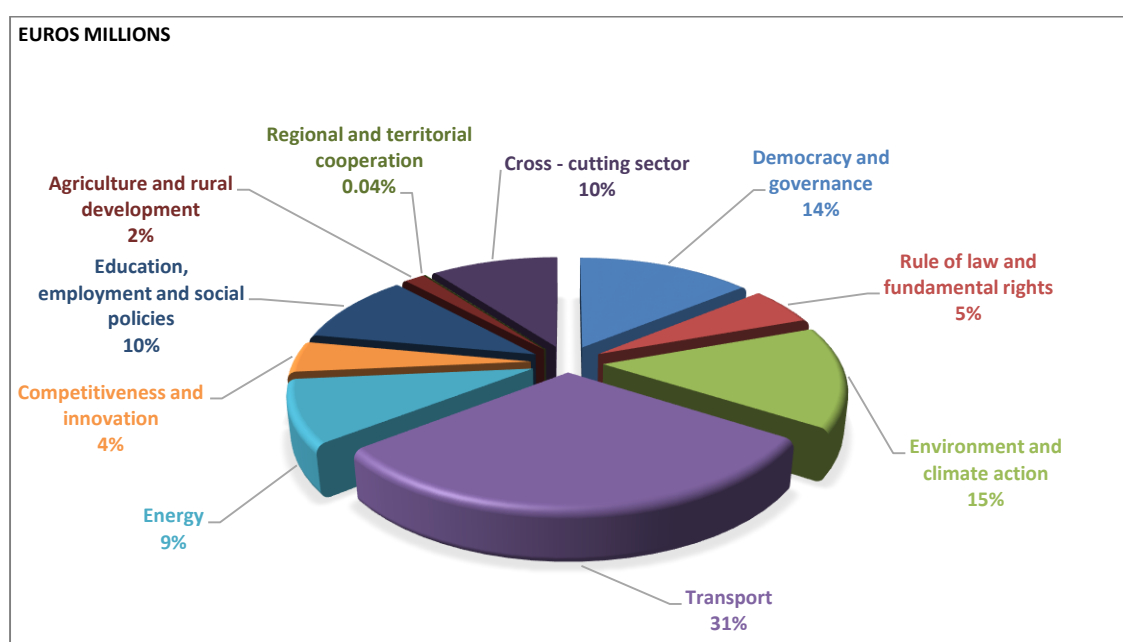


Figure 13. Participation of grants and loans in total ODA disbursements per sectors in 2016

